



[Menu]


Numbots has been designed for EYFS and KS1 children to help improve their fluency with numbers.





[Menu]

Logging In



Numbots can be accessed on different devices, just search in your app store for the app or online to use on a PC or laptop.



www.play.numbots.com


The login is the same as your child's TTRockstars account.




WELCOME TO

NUMBOTS








Type school name or postcode

Normandy Primary School
DA7 6QP

Ossory Academy

 madgre

 abc


 Next


[Not your school?](#)

Example label

NUMBOTS & TIMES TABLES
ROCK STARS

Madelaine Greenaway-Mccarthy
Miss Jones' reception class A

 madgre

 abc





Normandy Primary School

Step 1

Choose your Bot!
There are 3 to
choose from.




Step 2

Choose your
Bot name.
Once you have
saved your
choice, you
cannot change
it later.

Please select player name!

Select

Select



[Menu]

Step 3

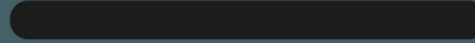


Click on Story
to begin!





0/4



0

[Menu]

How many cogs in total?

2

Remember to
press ENTER
after you type
your answer.




RUSTY'S

KEEP OUT



Let's take a
closer look at **NUMBOTS** ?






[Menu]



We all begin on Story mode.

Click Story now.







[Menu]

These are called Stages.
There are 18 Stages.

Stage Name	Lock Icon	Progress 1	Progress 2	Star Icon	Progress 3
RUST	🔒	5 / 5		★	15 / 15
IRON	🔒	20 / 25		★	57 / 75
TIN	🔒	77 / 102		★	223 / 306

Next slide






[Menu]

Press on Rust

RUST	IRON	TIN
5 / 5	20 / 25	77 / 102
15 / 15	57 / 75	223 / 306



[Menu]

RUST

Press Level 1





RUST 1



How many cogs in total?

?



At the end of
the level you will
Earn 2 or 3 stars
see how many
to unlock the
stars you earn.
level.
Have another go.



GAME COMPLETED!



40 coins → 1 star



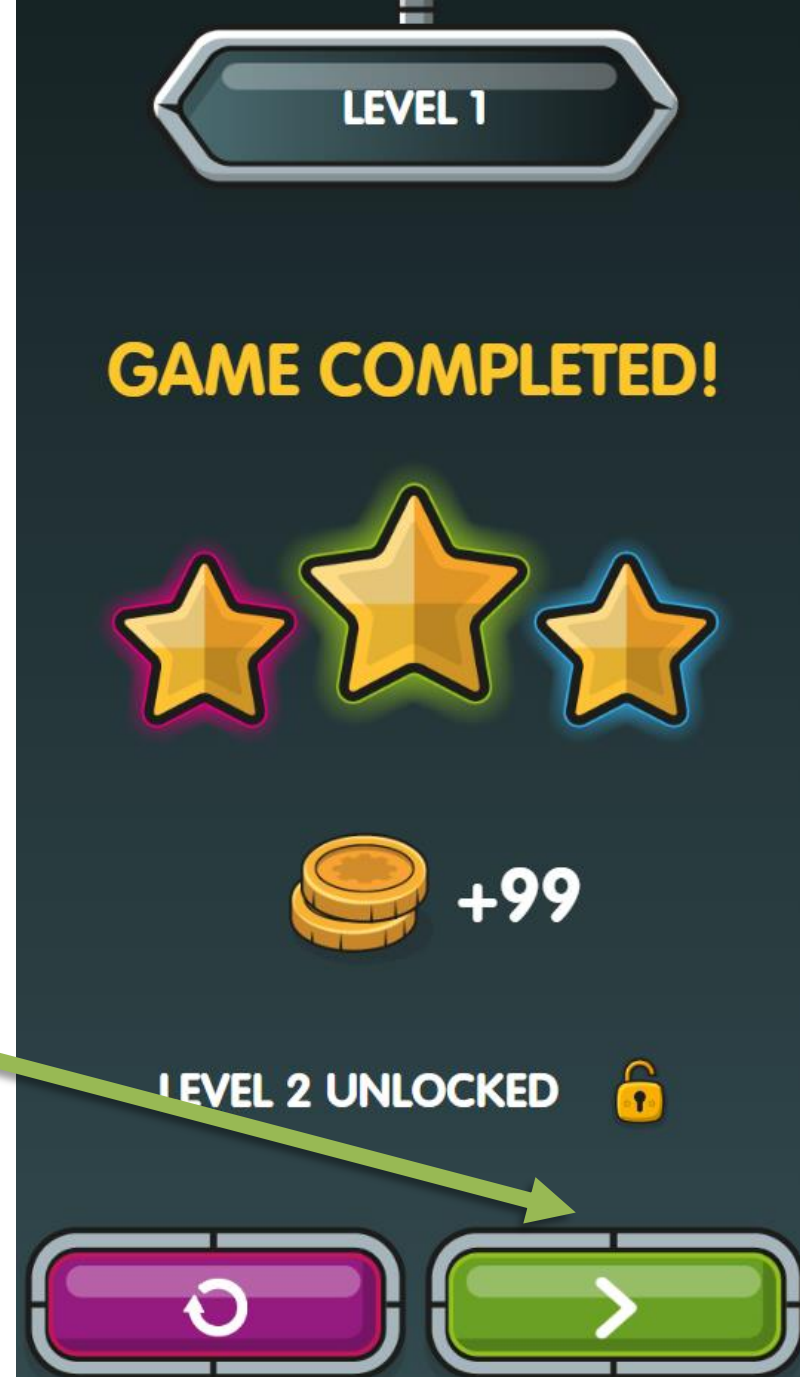
60 coins → 2 stars

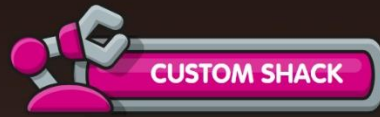


70 coins → 3 stars



The green button will move you to the next level, the purple button will allow you to redo the level.





[Menu]

RUST


Why did I not attack?





RUST

Iron




	3	4	5	6	7	
	10	11	12	13	14	
	17	18	19	20	21	
22	23	24	25	26	27	28
29	30					


The grid contains 30 numbered slots. Slots 3-25 are green with three stars. Slot 26 is orange. Slots 27-28 are grey with a lock icon. Slots 6, 12, 18, and 24 are highlighted with a pink border. Slot 12 has a white star instead of a gold one. Slots 27 and 28 are locked.

In every Stage, you earn parts to upgrade Rusty.


Iron



Tin



Copper



Here is
Rusty
upgrading at
the end of
each Stage.



ADDING & SUBTRACTING

Panel 1: A number 10 in a blue circle. An arrow points right with the text "3 more" above it. An arrow points left with the text "3 less" below it.

Panel 2: A number line from 10 to 16. A green dashed arrow starts at 10 and points to 15, with a "+10" label above it. A red dashed arrow starts at 15 and points to 12.

Panel 3: A 2x5 grid of orange blocks plus a 2x2 grid of blue blocks.

Panel 4: The equation $10 + 4 - 1 = ?$ in green text.

NUMBER BONDS

Panel 1: A number bond with 10 at the top and a question mark at the bottom.

Panel 2: A number bond with a question mark at the top and three "part" circles at the bottom. One part contains a small orange bar.

Panel 3: A bar model with an orange bar on top labeled "?" and ten blue blocks below labeled "10".

Panel 4: A number line with seven yellow hexagons and two orange hexagons.

COUNTING

Panel 1: A 2x4 grid of hexagons. The top row has three grey and one yellow. The bottom row has three yellow and one grey.

Panel 2: A number line from 0 to 9. Red dashed arrows show jumps of 3 from 3 to 6 and from 6 to 9, with "-3" labels above.

Panel 3: Ten vertical bars, five on the left and five on the right, with a "+" sign between them.

Panel 4: A 10x10 grid of numbers from 1 to 100. The number 25 is highlighted in yellow.



Why are we learning these things?



**Then the
even more
fun stuff!**



Even more
fun stuff!

Adding &
subtracting

Number bonds


Counting





[Menu]

Rewards



Badges



< BACK

PLAY

LEADERBOARD



ME

880

[Menu]



Navigation bar with icons: a teal robot head, a wrench, a wrench, a shopping cart, and a bridge.

NUMBOTS

Helping you and Rusty
to shine like a diamond!

